




In Case of Emergency ...

ACTIVITY BADGE




Your Name:

WHAT WOULD YOU DO? STAY SAFE AND BE READY!



MEET THE NORTHAMPTONSHIRE

“You are
already a great
planner!”




Every day you get your homework done, get to music or sports practice on time, and plan where and when to meet up with your friends. Are you ready to put your planning skills to good use?

In Case of Emergency... are you ready to help your family get ready for the unexpected?

Emergencies come in many shapes and sizes. Some we can tell might happen for example flooding and some, like a transport accident, surprise us.

We will take you step by step through what you need to do to make sure that you and your family, including your pets, can do to be ready for an emergency.



NUMPTIES THAT ARE PREPARED


This workbook and the “**In Case of Emergency...**” booklet give you all you will need to be able to cope better in an emergency.

After you have completed this workbook and your leader is happy that you have completed it properly, you will be given a challenge badge which I hope you will wear on your uniform and not forget us.

You can then go home and gather your family members (including your pets!) together for a quick family meeting, maybe over a pizza or before watching your favorite film. You can tell your family about the plan and help complete one for your family.


It will not be the end of you seeing me, oh no! I will send your Leaders messages about “**In Case of Emergency...**” so that you don’t stop thinking about what to do to keep ready.

Good luck, stay safe and be ready!




Colour me in

THE NUMPTIES



HAVE YOU GOT TWO ESCAPE ROUTES FROM YOUR HOME?

If you need to get out of your house because of an emergency inside do you know how you would get out? Use the box below to draw a plan of your house and mark where your 2 escape routes would be.



IN CASE OF EMERGENCY GRAB BAG

You should try to put together an emergency bag that you can quickly “grab” if you are evacuated from your home. You may already have the beginnings of one at home, somewhere that has a first aid kit or torch should you have a power cut. An emergency bag holds vital information and items that may be useful in an emergency. The bag should be small enough to carry and be stored in a safe and secure place where everyone can find it.



WORDSEARCH Complete the word search below to see what things should be included in the bag.

FIRST AID KIT

CHOCOLATE

BOOK

IDENTIFICATION

PENS

RADIO

PLAN

TORCH

TOYS

PETS

BATTERIES


TOILETRIES

PHONE

MEDICINE

INSURANCE

F	D	P	J	H	T	T	D	R	A	E	F	L	O
I	D	E	N	T	I	F	I	C	A	T	I	O	N
R	F	N	H	J	O	O	J	J	G	D	D	A	G
S	V	S	L	F	G	T	O	R	C	H	I	L	S
T	E	A	U	S	B	O	O	K	S	B	N	O	F
A	J	B	Q	F	S	I	K	J	A	A	S	E	D
I	W	A	S	J	Y	L	W	V	S	D	U	D	C
D	F	B	M	K	U	E	E	T	W	A	R	B	H
K	L	Y	O	E	J	T	O	G	K	Y	A	V	O
I	T	T	T	Y	D	R	I	P	L	A	N	A	C
T	C	O	S	S	A	I	B	O	E	J	C	L	O
H	X	Y	X	G	S	E	C	K	P	T	E	B	L
J	A	S	W	F	P	S	V	I	J	D	S	R	A
I	T	G	S	S	H	A	X	H	N	A	O	P	T
D	H	F	E	A	O	S	P	R	T	E	T	J	E
C	C	W	O	C	N	C	O	U	O	W	P	I	Y
G	B	A	T	T	E	R	I	E	S	L	V	D	C




YOUR GRAB BAG

Look around your home and with the help of a grown up find items that you can include in your grab bag. Write down what useful items you have included in the box below.




Take a photograph of your grab bag and put the picture below.

Stick a photo of your grab bag here



WHAT COULD BE AN EMERGENCY IN YOUR HOUSE OR STREET?

What dangers could you face in your house or street? These could include fire, bad weather, floods or other possible emergencies. Use the box below to draw what emergencies you think may happen.



HOME EMERGENCY KIT


Your family may need to survive on their own after an emergency.

This means having enough food, water, and other supplies to last for at least three days.

Police, firefighters and others will be on the scene after an emergency, but they cannot reach everyone immediately.

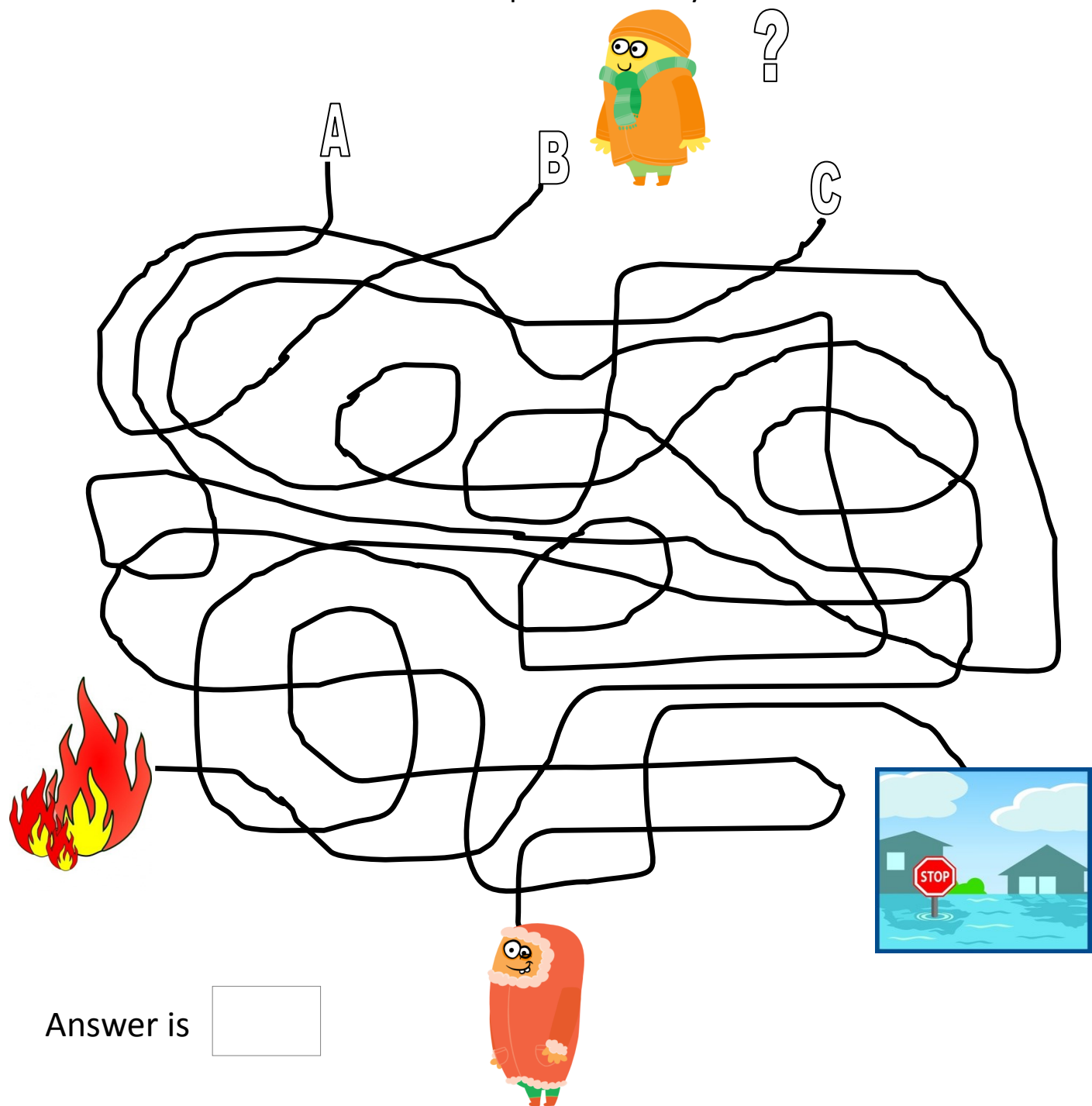
You could get help in hours, or it might take days.

Can you circle items in the picture below that would be useful to you at home if you had to stay indoors for three days and not go to the shops?




WHERE WOULD YOU GO?

If you were evacuated from your home do you know where you would go?
Who you would stay with? Find the route below which takes Nigel the Numpty to his Grandma's house which is his place of safety?



Answer is


Who you and your family would go to stay with?



WHO WOULD YOU CALL IN AN EMERGENCY?

It is very important that you have telephone numbers for your family and others so you know who to ring in an emergency. Use the table below and ask an adult to help. Use the internet to see how many you can find.

Name	Telephone Number
Police – Emergency Number	
Police – Non Emergency Number	
Environment Agency Flood Line	
Gas Leaks	
Power Cuts	
Water Leaks	
Highways Information Line	
Crime Stoppers	
NHS Direct	
Your Doctor	
Your Dentist	
Other numbers ... (Mum/Dad)	

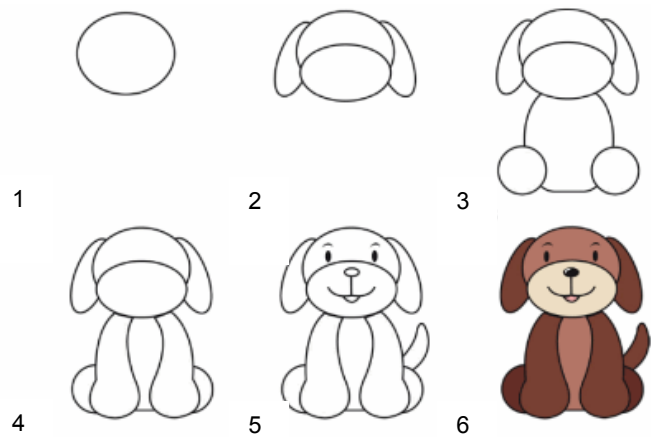


LOOKING AFTER YOUR PETS


It is important that we do not forget our pets in an emergency and have their belongings to hand if they are evacuated with you.

Use the pictures below to help you to draw a pet below.

Learn to draw a dog




Learn to draw a cat



What other items will you need to bring with you for your pet?

(ie WATER, LEASH/MUZZLE/HARNESS, FOOD, BLANKET, BOWLS, TOYS)



PHONING THE EMERGENCY SERVICES

WHAT SHOULD YOU DO?

Before you dial 999, think about which service you need to call. Don't worry if you're not sure – the emergency operator will help you.

1. Try to find out as much as you can about where the emergency is – the house number or name, the road name, the neighbourhood or town. This will help the operator to find the place.





2. When you get through, the operator will ask which emergency service you need: fire, police or ambulance.

3. Listen carefully and be patient. You'll be put through to someone for the service you need.




4. They'll ask some questions, so don't put down the phone until they say.

5. If you can, wait in a safe place until the emergency service arrives.



SPOT THE DIFFERENCE

Can you spot the 10 differences to the emergency services people below?
Circle the ones you can find.



WELL DONE!

You have now completed learning all the areas you will need to stay safe and be ready!



Hand this completed booklet in to your leader who will check you have completed everything.

Ask an adult to download the **“In Case of Emergency...”** leaflet from our website www.northamptonshire.gov.uk/emergencies

You now have collected all the information you need to complete it.



Now you can gather your family members and complete the “In Case of Emergency...” leaflet with them.

Before you know it you will have a plan in place that everyone in your family can follow. And if an unexpected event does happen you can stay calm; listen to the direction of adults around you, like your teachers or parents and follow your plan.



DRAW A PICTURE OF A “NUMPTY”

On page 3 of this workbook we asked you to colour in a picture of a Numpty, there are a few of them in this work book. Please draw us a picture of a Numpty and colour it in. Then tear out this page so that your leader can post it to the Emergency Planning Team. We will put these drawings on to our website and display them in our office.



Note to the Leader:

Please make sure that they have completed and understood all of the sections within the booklet and sign off below and send to the Emergency Planning Team.

Name			
Unit			
Section	Completed	Date	Signed by Leader
Escape Routes			
Grab Bag Word Search			
Your Grab Bag			
Emergencies			
Home Emergency Kit			
Where would you go			
Telephone Numbers			
Pets			
Spot the Difference			
Practical (below) undertaken [date]			
Badge given [date]			

Thank you for supporting the Emergency Planning “In Case of Emergency...” Challenge badge.

Need some help? Visit:

www.northamptonshire.gov.uk/emergencies

Email: emergencyplanning1@northamptonshire.gov.uk



Northamptonshire
County Council

Emergency Planning Team, Northamptonshire County Council

Room 228, County Hall, Northampton NN1 1DN
Telephone 0300 126 1012

